

Altair® 152mm Louvre Standard Handle Positions

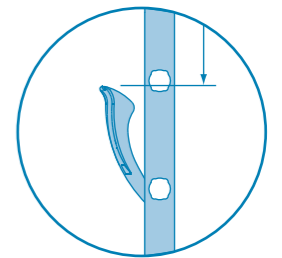
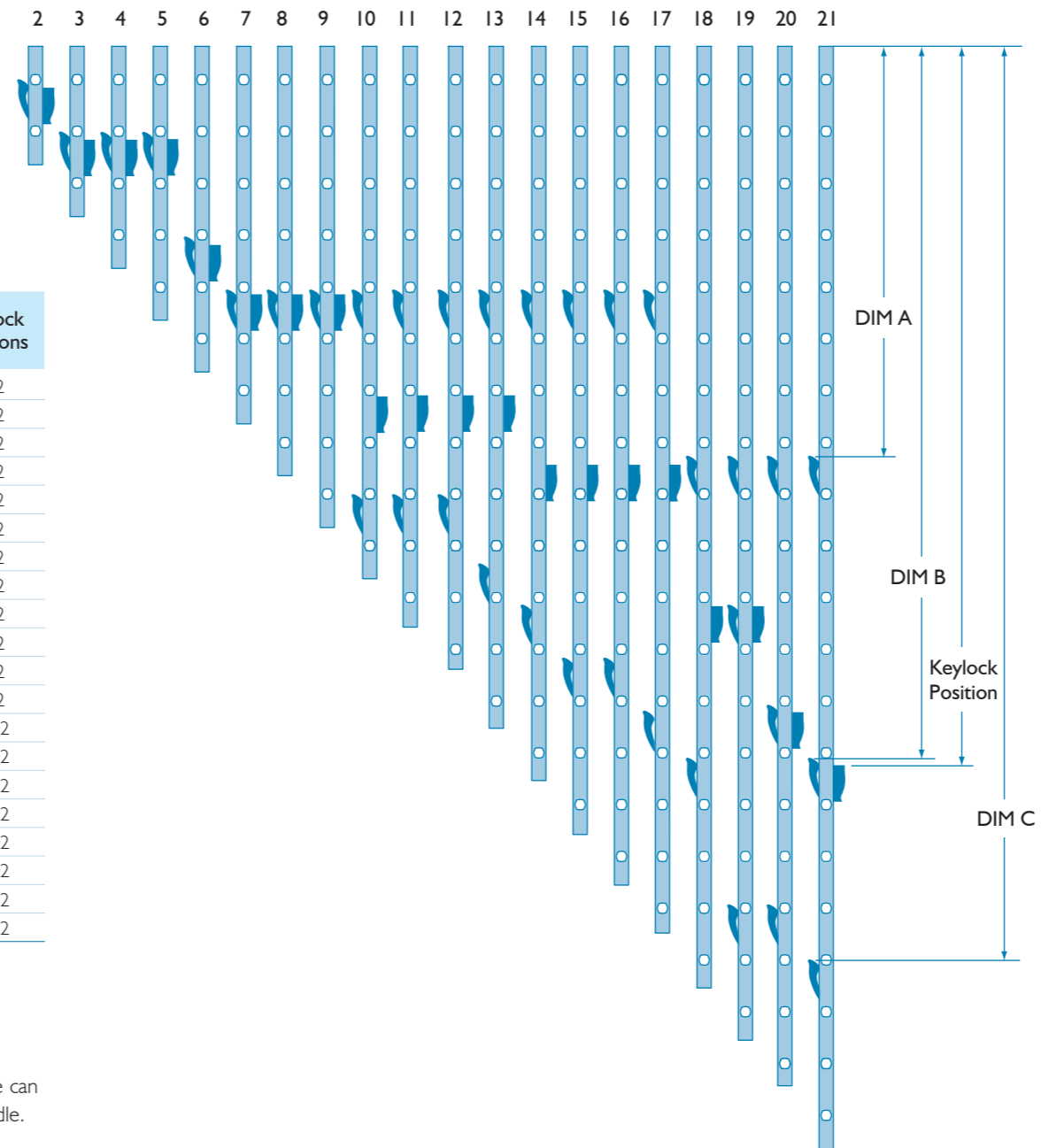
Formulas for Other Handle Positions

1. Low Profile Handle Position = Standard Handle Position – 3mm
2. Slide Handle Position = Standard Handle Position + 3mm
3. Ring Handle Position = Standard Handle Position + 18mm

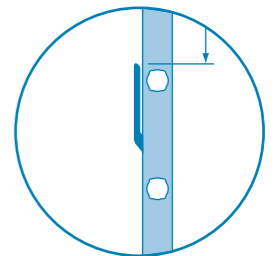
No. of Blades	Banks of Blades Controlled from Head Downwards	Channel Length	Dim A	Dim B	Dim C	Keylock Positions
2	2	320	72			102
3	3	460	212			242
4	4	600	212			242
5	5	740	212			382
6	6	880	492			522
7	7	1020	632			522
8	8	1160	632			802
9	9	1300	632			802
10	7 3	1440	632	1192		942
11	7 4	1580	632	1192		942
12	7 5	1720	632	1192		942
13	8 5	1860	632	1332		942
14	9 5	2000	632	1472		1082
15	7 8	2140	632	1612		1082
16	7 9	2280	632	1612		1082
17	8 9	2420	632	1752		1082
18	9 9	2560	1052	1892		1502
19	9 4 6	2700	1052	1472	2312	1502
20	9 6 5	2840	1052	1752	2312	1782
21	9 7 5	2980	1052	1892	2452	1922

Note:

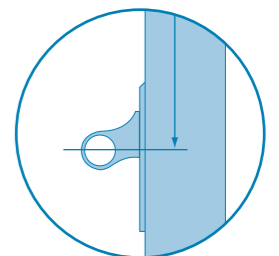
- Additional handles can be specified or relocated to another position. Each handle can operate a maximum of nine clips including at least one clip directly below the handle.
- Relocated keylocks are not available.



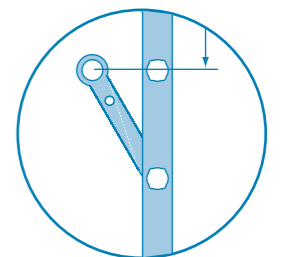
Standard Handle



Low Profile Handle



Innoscreen Slide Handle.



Ring Pull Handle (A13)